SUNTECH

UltraV Pro

HALF-CELL N-Type TOPCon
Glass-Glass BIFACIAL MODULE
TYPE: STPXXXS-C72/Nsh+

580-600W POWER OUTPUT

23.2% MAX EFFICIENCY

Multi busbar technology
Superior optical utilization and current collection capability, effectively improving product power and reliability

High power output
Zero LID, ultra-low LeTID, better anti-PID performance, low power attenuation, high power output

Double-sided power generation
The gain of double-sided power generation increases up to max. 25% with the light on the back side, and significantly reduce LCOE

Extended wind and snow load tests
Module certified to withstand extreme wind (**2400** Pascal) and snow loads (**5400** Pascal)*

ISO 14001	Environment Management System	IEC 61701	Salt-mist Certification
ISO 45001	Occupational Health and Safety	IEC 62716	Ammonia Certification
ISO 9001	Quality Management System	IEC 60068-2-68	Dust and Sand
SA 8000	Social Responsibility Standards	IEC 61730-2 (UL790)	Fire Class C
IEC TS 62941	Guideline for Module Design		

Munich RE

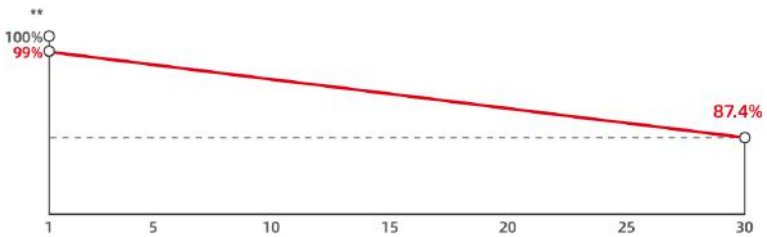

First year power degradation 1% Annual degradation 0.40%

30 years of linear warranty

15 years of product warranty

* Please refer to Suntech Standard Module Installation Manual for details.

*** WEEE only for EU market.

** Please refer to Suntech Limited Warranty for details.

**** Suntech reserves the right to the final.

SUNTECH

Ultra V Pro STPXXXS-C72/Nsh+ 580-600W

Mechanical Characteristics

Solar Cell	N-type monocrystalline silicon
No. of Cells	144 (6 × 24)
Dimensions	2278 × 1134 × 30 mm (89.7 × 44.6 × 1.2 inches)
Weight	32.0 kg (70.5 lbs.)
Front \ Back Glass	2.0+2.0 mm (0.079+ 0.079inches) semi-tempered glass
Output Cables	4.0 mm², (-) 350 mm and (+) 160 mm in length or customized length
Junction Box	IP68 rated (3 bypass diodes)
Operating Module Temperature	-40 °C to +85 °C
Maximum System Voltage	1500 V DC (IEC)
Connectors	STP-XC4
Maximum Series Fuse Rating	25 A
Power Tolerance	0/+5 W
Refer. Bifaciality Factor	(80 ± 5)%
Frame	Anodized aluminum alloy frame
Packing Configuration	36 pieces per pallet 720 pieces per container /40'HC 2310×1120×1255mm per pallet 1202kg per pallet

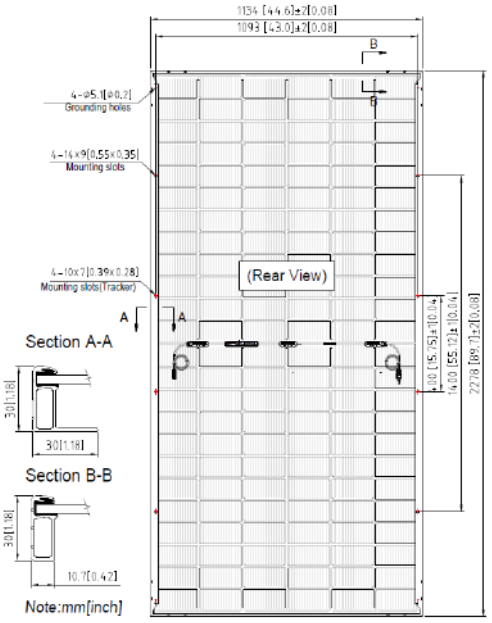

For tracker installation, please turn to Suntech for mechanical load information.

Electrical Characteristics

Module Type	STP600S-C72/Nsh+		STP595S-C72/Nsh+		STP590S-C72/Nsh+		STP585S-C72/Nsh+		STP580S-C72/Nsh+	
Testing Condition	STC	NMOT	STC	NMOT	STC	NMOT	STC	NMOT	STC	NMOT
Maximum Power (Pmax/W)	600	458	595	454	590	451	585	447	580	443
Optimum Operating Voltage (Vmp/V)	43.13	40.80	43.02	40.70	42.91	40.60	42.79	40.50	42.68	40.40
Optimum Operating Current (Imp/A)	13.91	11.20	13.83	11.16	13.75	11.10	13.67	11.04	13.59	10.98
Open Circuit Voltage (Voc/V)	51.94	49.40	51.81	49.30	51.68	49.10	51.55	49.00	51.42	48.90
Short Circuit Current (Isc/A)	14.64	11.80	14.56	11.74	14.48	11.67	14.40	11.61	14.32	11.54
Module Efficiency (%)	23.2		23.0		22.8		22.6		22.5	

STC: Irradiance 1000 W/m², module temperature 25 °C, AM=1.5; NMOT: Irradiance 800 W/m², ambient temperature 20 °C, AM=1.5, wind speed 1 m/s; Measuring tolerance is within +/- 3%;

Different Rearside Power Gain Reference to 585W Front

Rearside Power Gain	5%	15%	25%
Maximum Power at STC (Pmax)	614	673	731
Optimum Operating Voltage (Vmp/V)	42.79	42.79	42.89
Optimum Operating Current (Imp/A)	14.35	15.72	17.09
Open Circuit Voltage (Voc/V)	51.55	51.55	51.65
Short Circuit Current (Isc/A)	15.12	16.56	18.00
Module Efficiency (%)	23.7	26.0	28.3

Graphs Current-Voltage & Power-Voltage (585W)

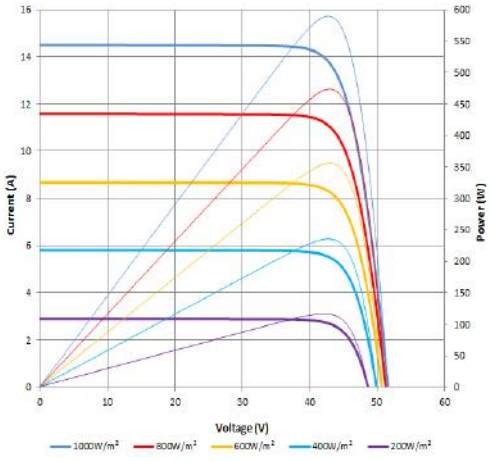

Temperature Characteristics

Nominal Module Operating Temperature (NMOT)	42 ± 2 °C
Temperature Coefficient of Pmax	-0.29%/°C
Temperature Coefficient of Voc	-0.25%/°C
Temperature Coefficient of Isc	0.046%/°C

Information on how to install and operate this product is available in the installation instruction. All values indicated in this data sheet are subject to change without prior announcement. The specifications may vary slightly . All specifications are in accordance with standard EN 50380. Color differences of the modules relative to the figures as well as discolorations of/in the modules which do not impair their proper functioning are possible and do not constitute a deviation from the specification.